

# Introduction to Enterprise Risk Management

## - An E Learning Programme



**At Mondial, we believe that fundamental understanding and awareness is critical for the implementation and embedding of good risk management in an organisation.**

**E learning enables us to touch vast numbers of stakeholders that would otherwise not be involved in classroom based training.**

**The fundamental objective of risk management is to establish an integrated and effective risk management culture where *all* risks facing an organisation are continually identified, analysed and managed in order to achieve an optimal risk/reward profile for its stakeholders.**

In order to achieve this culture, it is important that everyone involved in risk management clearly understands the process. Providing easily accessible focused training should therefore be a key element of every organisation's risk management plan if it is committed to the process of embedding risk management in such an organisation.

Formal classroom style training is often difficult to source and deliver given the cost and time implications of training large groups of people. In order to address this, and the common concern about employees being away from their workstations for extended periods of time, we have developed a computer based risk management training solution.

This e-learning course will facilitate the dissemination of the key concepts of risk management with the only requirement being that the trainee must have access to a computer and is computer literate. It can also be used for induction, as a once-off initiative or in support of a broader training strategy.

The training module takes about three hours to complete and contains a blend of theory, practical examples and test questions to solidify learning.

### **Target audience:**

- New entrants into the risk management space,
- Risk and / or control owners
- Middle and junior managers
- More experienced risk managers and champions interested in updating or refreshing their knowledge.

### **Course duration:**

The course duration is approximately four hours but this will vary depending on the knowledge, abilities and skills of the individual. Learners are however able to start, interrupt, continue and complete the course depending on the time they have at their disposal.



**Mondial®**

Dynamic Pragmatic Innovative

**We are able to customise training material to comply with your organisation's specific requirements, risk management methodology and branding requirements.**

*Some of our clients and partners have provided us with great feedback following their use of a demo link.*

Please contact us for pricing and for more information.

Tel: +27 861 007 662

Fax +27 86 564 0005

Email [info@mondialcons.com](mailto:info@mondialcons.com)

Website: [www.mondialcons.com](http://www.mondialcons.com)

**LinkedIn**

# Features of the Risk Management Course

## Course lessons:

- ERM Chapter 1 - Introduction to Risk Management,
- ERM Chapter 2 - How ERM Differs from other Forms of Risk,
- ERM Chapter 3 - Definitions and Terminology,
- ERM Chapter 4 - Framework for Managing Risk,
- ERM Chapter 5 - Managing Risk,
- ERM Chapter 6 - Managing Risk Part II,
- ERM Chapter 7 - Conclusion

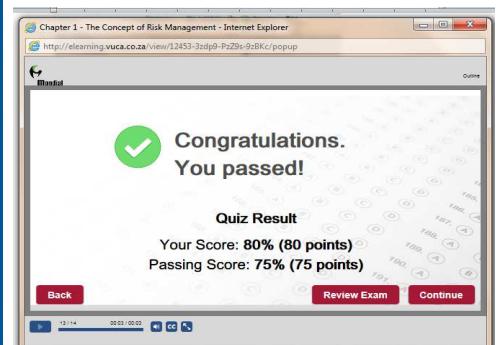
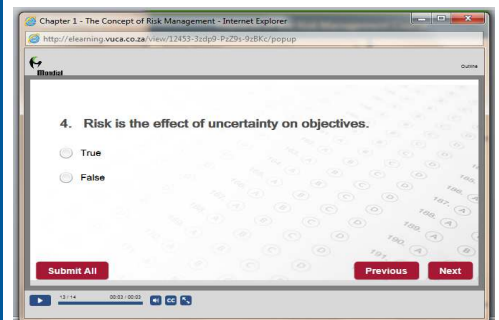
## Training Objectives:

- Overview of Risk Management Principles
- Key concepts and terminology
- How to determine when or where risk assessments are needed
- How to do a risk rating, with practical examples
- Building knowledge and ability to:
  - Name and explain key risk management concepts including (Risk rating, risk ranking, risk assessment and control self assessment)
  - Use a customised risk rating process
- Insights into key processes of:
  - Setting a context
  - Risk Assessment
  - Risk Treatment
  - Risk Monitoring and Review
- How to communicate in risk management

Script available in the event of no sound




Multiple choice questions to test knowledge



## Based on ISO/SANS 31000

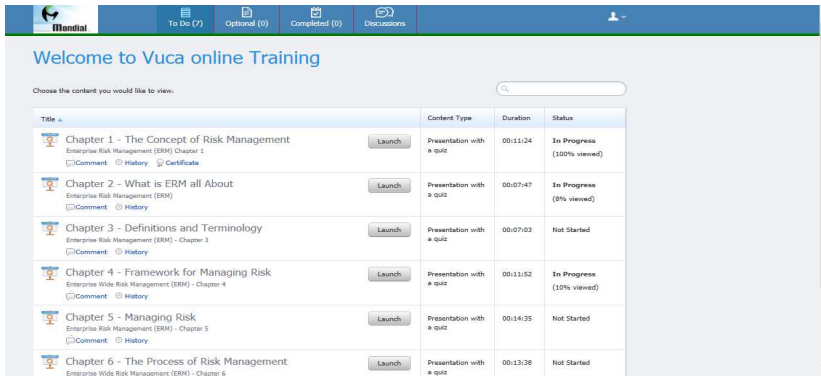


Certificate of completion



# Features of the E Learning system

The training material has been developed and is made available through a Learning Management System (LMS) called Vuca and a mobile application called iSpring.



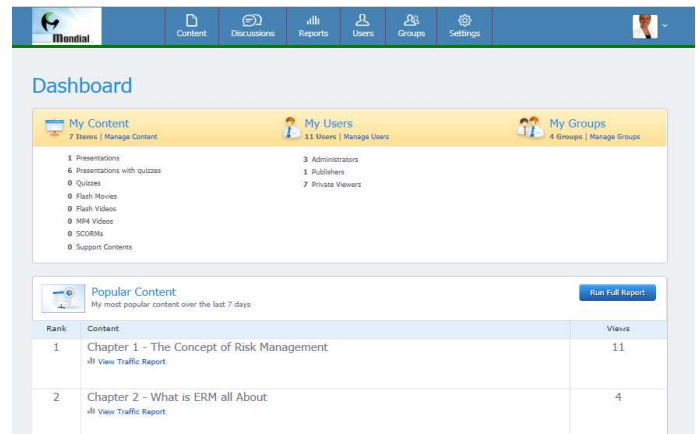
Welcome to Vuca online Training

Choose the content you would like to view.

Title	Content Type	Duration	Status
Chapter 1 - The Concept of Risk Management Enterprise Risk Management (ERM) - Chapter 1 <a href="#">Comment</a> <a href="#">History</a> <a href="#">Certificate</a>	Presentation with a quiz	00:11:24	In Progress (100% viewed)
Chapter 2 - What is ERM all About Enterprise Risk Management (ERM)	Presentation with a quiz	00:07:47	In Progress (8% viewed)
Chapter 3 - Definitions and Terminology Enterprise Risk Management (ERM) - Chapter 3 <a href="#">Comment</a> <a href="#">History</a>	Presentation with a quiz	00:07:03	Not Started
Chapter 4 - Framework for Managing Risk Enterprise Wide Risk Management (ERM) - Chapter 4 <a href="#">Comment</a> <a href="#">History</a>	Presentation with a quiz	00:11:52	In Progress (10% viewed)
Chapter 5 - Managing Risk Enterprise Risk Management (ERM) - Chapter 5 <a href="#">Comment</a> <a href="#">History</a>	Presentation with a quiz	00:14:35	Not Started
Chapter 6 - The Process of Risk Management Enterprise Wide Risk Management (ERM) - Chapter 6	Presentation with a quiz	00:13:38	Not Started

Users dashboard allows for a simple view of Content Modules for Users

Administrator's Dashboard allows for content view, tabs for the management of users, groups, reports and settings.



Dashboard

**My Content** | 7 Items | [Manage Content](#)

- 1 Presentations
- 6 Presentations with quizzes
- 0 Quizzes
- 0 Flash Movies
- 0 Flash Videos
- 0 MP4 Videos
- 0 SCORMs
- 0 Support Contents

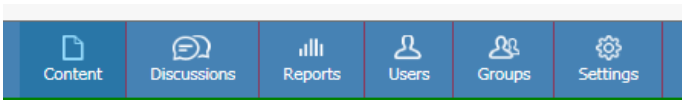
**My Users** | 11 Users | [Manage Users](#)

- 3 Administrators
- 1 Publishers
- 7 Private Viewers

**My Groups** | 4 Groups | [Manage Groups](#)

**Popular Content**  
My most popular content over the last 7 days [Run Full Report](#)

Rank	Content	Views
1	Chapter 1 - The Concept of Risk Management <a href="#">View Traffic Report</a>	11
2	Chapter 2 - What is ERM all About <a href="#">View Traffic Report</a>	4



**Content:** Shows the list of courses purchased and linked to profile.

**Discussions:** An Inbox and other folders of messages which can be sent between users and groups.

**Reports:** Reports show time in the system, courses completed and scores and other user information. Reports can be exported to Excel or PDF.

**Users:** Adding users and management of profiles and levels of permission

**Groups:** Groups can be created for administration and management and communication to specific groups.

**Settings:** Management of account settings.

## **Implementation and system requirements::**

Installation of a "Plug&Play ERM Training" Console with the software is loaded and linked to the user's network.

- The software will allow the number of users purchased to undergo the training.
- User licenses are named users and not concurrent user licenses as statistics per user are collected and monitored throughout the duration of the course.
- The Course Tutor / Administrator will have access to the Learning Management System's (LMS) administrative modules to add students, monitor progress and take corrective action where necessary.
- There are also many other features available, such as video clips, and screen animations which enhance the e-learning experience.